

Press-On Smoke Seal

You have selected part number:

726

Submit

Description:

Pressure sensitive adhesive for quick and easy installation.
Not recommended for unsealed or porous applications.

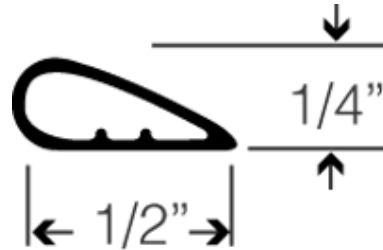


Application:

Category H Smoke and Draft Control Gasket for use with Classified wood core doors rated 20 minute fire tested without hose stream, wood or plastic covered composite type fire doors rated up to and including 1 1/2 hrs and hollow metal steel or steel covered composite type doors rated up to and including 3 hrs.

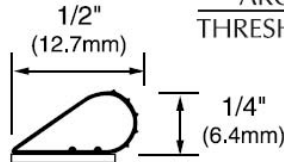
Also suitable as a category J gasket for use with steel covered composite, hollow metal doors rated up to 3 hrs; wood and plastic covered composite fire doors rated up to and including 1 1/2 hrs.

- Material:** - S=Silicone
- Categories:** - H & J
- Colors:** - 726S - Charcoal
- 726W - White
- Size:** - 1/4" (6.4 mm) x 1/2" (12.7 mm)

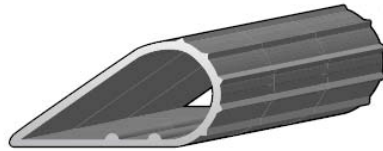




ARCHITECTURAL PRODUCTS
THRESHOLD & WEATHERSTRIPPING



Pressure Sensitive Adhesive



- ◆ Retards spread of flames, smoke and hot gases
- ◆ Excellent resistance to ozone, sunlight and oxidation
- ◆ Maintains excellent flexibility at low temperatures and resists high heat

FINISH

- Charcoal (S) White (W)

LENGTH

- | | | |
|--|--|---|
| <input type="checkbox"/> 17' (5.182m) | <input type="checkbox"/> 18' (5.486m) | <input type="checkbox"/> 19' (5.791m) |
| <input type="checkbox"/> 20' (6.096m) | <input type="checkbox"/> 21' (6.40m) | <input type="checkbox"/> 22' (6.705m) |
| <input type="checkbox"/> 25' (7.62m) | <input type="checkbox"/> 260' (79.248m) | <input type="checkbox"/> 520' (158.496m) |

SILICONE

Store weatherstrip in original packaging at ambient conditions 64°F (18°C) to 76°F (24°C)

Complies with Uniform Building Code (UBC) Standard 7-2 (Part 1) and UL10C

726 PRESS-ON WEATHERSTRIP

Hager Companies
139 Victor Street
St. Louis, MO 63104



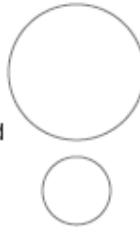
INCORRECT SURFACE PREPARATION MAY RESULT IN INCOMPLETE SETTING OF ADHESIVE CAUSING SEPARATION OF THE 726 SEAL FROM THE FRAME.

We recommend that installation take place after construction is completed, flooring material has been installed, and final cleaning has taken place.

Thoroughly clean door frame, removing dust, grease, dirt or other foreign materials. Use of isopropyl alcohol is recommended.

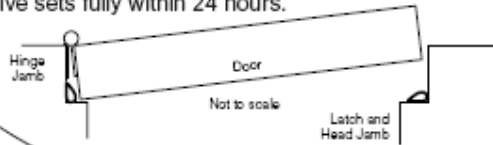
Cleansed surfaces should be allowed to dry before application.

For best results, temperature should be between 50°F (10°C) and 100°F (38°C), ideally between 65°F (18°C) and 80°F (27°C).



GASKETING MATERIAL
Intended for application up to 3 hours on hollow metal doors, and up to 1-1/2 hours on composite and wood core type doors.

1. Remove protective paper backing as you position 726, keeping weatherstrip adhesive free from foreign substances.
2. Apply to door frame in short sections by pressing firmly into place. Do not stretch product during installation.
3. If error is made during initial application, initial resetting is possible. Adhesive sets fully within 24 hours.



66990002